

C O C O R I C O

Technical rider

Technicians Crew

Contact : Charlotte Dubail

Lights : Charlotte Dubail – 0033 6 64 29 95 02 - charlotte.dubail@gmail.com

Stage : Mathieu Vigier – 0033 6 77 67 64 87 - mathieu.vigier@no-log.org

STAGE

Ideal dimensions: Depth: 10 m Width 14 m (with 2 m backstage) Height 6 m

Minimum dimensions: Depth: 8 m Width 10 m (with 1.50 m backstage) Height 5 m

A black curtain in 2 parts with an opening of 1 meter in the center. Projector placement (see PF)

Backstage: 2 m at the bottom of the scene

1 m minimum stage right & stage left

actors & regisseur plateau (manager) will move during the set

quick change room with table and the upstage left

Legs: 4 plans of legs + proscenium (frame) .

Black dancefloor (carpet) on the stage area installed before our arrival if the floor is light coloured or not flat and smooth.

L I G H T S

Lightin board memory AVAB PRESTO

45 channels of 3kW

Graduated House light

Backstage Services stage

SPOTLIGHTS

- 6 PC light, 2 kilowatts

- 5 zoom profiles 613 sx (MANDATORY)

- 14 zoom profiles 614 sx (ideal)

- 25 PC light 1 KW + barndoors (ideal)

- 2 PAR can 64 (220V) 1 KW - CP 61

- 4 PAR can 64 (220V) 1 KW - CP 62

- 1 follow spot type BT400Watts 36volts for small room or HMI large stage

- 5 light trees of spotlights not Manfrotto eg - maximum height 2m.

- 10 floor stand for shin buster

GELS

Lee: 158 - 201 - 200 - 204 - 106 - 126 - 136 - 180

Rosco: 022 - 053 - 079 - 132 DEP

Aluminum tape, black

S E T

THE PRODUCTION BRINGS :

Flycase 1: Height 185 cm x 245 cm length. Large x 65 cm - Weight 199 Kg (empty)

Containing: Three panels on casters, a black suitcase, a broomhandle

Flycase 2: Height 78 cm x 95 cm length x 65 cm Large - Weight 55 kg (empty)

Containing: Accessories

Chassis for Piano with Casters

REQUIRED:

1 PIANO: YAMAHA U1 black (on casters) --

1 large and solid piano stool

S O U N D

Intercom: connecting Stage / Control room / follow spot

According to the capacity of the auditorium :

Installation of 2 microphones to surround the plateau (diffusion front)

Installing a microphone type Seinnheiser in the piano.

S E T I N

NEEDS:

Plan to scale cutting, front view and grill, essential

Sheet instead

A pre-need: Minimum side and soil (precision by adjusting the room).

If disk is not compatible conduct (printer) will be sent to be in the game console organ.

SET IN: 3 rounds of 4 hours

First round: 1 master electrician – 2 electrician - 2 stagehands (one flyman if needed)

Set up, floor marking, end of the set up & focus

Second round: 1 master electrician – 1 electrician – 1 stagehand

End of focus, prompt book & technical rehearsal

End second round & during the show

Master electrician – follow spot man - A dresser (pro) for ironing and costume change during the show

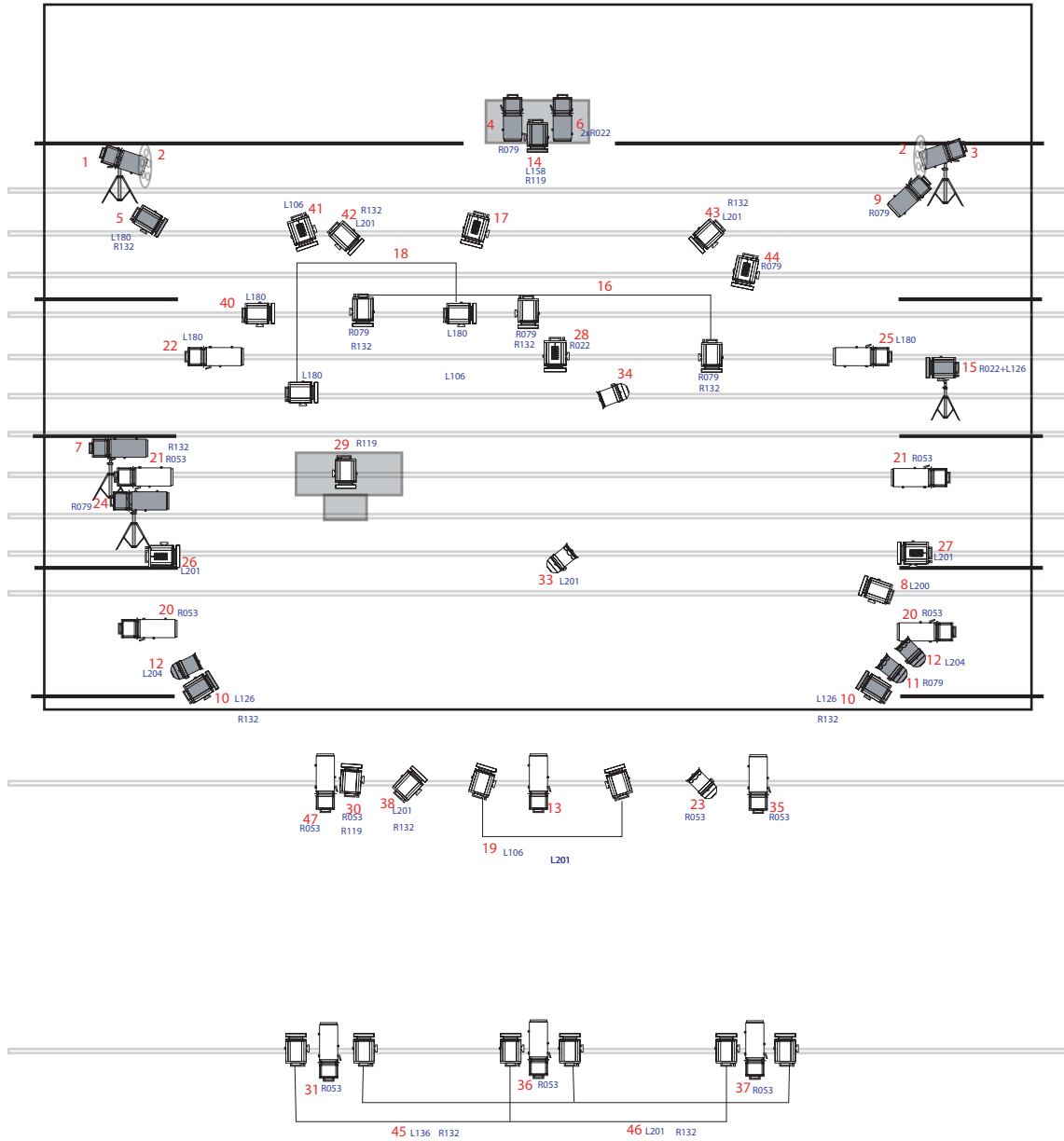
Provide maintenance of costumes between performances.








REMOVAL: After the last show

Two dressing rooms for the actors with bottles of water, dried fruit, iron and ironing board. Dressing room for managers if possible.

Tuning of the piano on the day of performance (in the middle of the day) LA 440 Hz

COCORICO Plan de feu



-  Grisé, au sol ou sur pied
-  PC halogène 1 kW
-  PC 2 kW lentille clair
-  PAR 64 1 kW CP 61
-  PAR 64 1 kW CP 62
-  Découpe 613 sx
-  Découpe 614 sx

1 Circuits
180 Gélamines

Lee : 158 - 201 - 200 - 204 - 106 - 126 - 136 - 180
Rosco : 022 - 053 - 079 - 119 - 132 DEP

Plateau 1/100e (fiche technique 14LX 10H)